

The Outlook for Hill County

Patrick M. Barkey, Director
Bureau of Business and Economic Research
University of Montana



**BUREAU OF BUSINESS AND
ECONOMIC RESEARCH**
UNIVERSITY OF MONTANA

2018 Hill Outlook

What is your economic outlook?

1. Go to pollev.com/bber297 to respond
or,
2. Text BBER297 to 22333 once to join
Then text A, B, or C to vote





**BUREAU OF BUSINESS AND
ECONOMIC RESEARCH**
UNIVERSITY OF MONTANA

In terms of sales, what kind of year did your business or organization have last year?

Better than
2016

About the
same as 2016

Worse than
2016



**BUREAU OF BUSINESS AND
ECONOMIC RESEARCH**
UNIVERSITY OF MONTANA

Again in terms of sales, what kind of year do you expect for your business or organization this year?

Better than 2017

About the same
as 2017

Worse than 2017

Hill County Profile

Indicator	Value	State Rank
Total Population, 2016	16,542	11
Percent change since 2010	2.8%	24
Median age	34.5	51
Percent Aged 65 or Older	13.9%	
Percent with Bachelors Degree or Higher (Age 25+)	23.5%	39
Percent without Health Insurance Coverage, 2015	16.3%	46

Source: U.S. Census Bureau

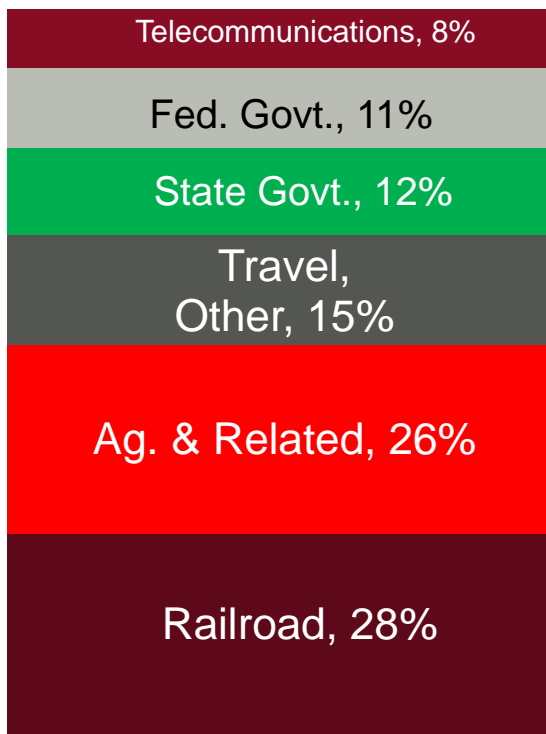
Hill County Profile

Indicator	Value	State Rank
Earnings per Job, 2016	\$43,455	11
Construction	\$46,945	22
Manufacturing	\$18,528	28
Retail Trade	\$26,422	26
Information	\$68,121	1

Source: U.S. Bureau of Economic Analysis

Drivers of Economic Activity

Percent Share of Income in Basic Industries, Hill County

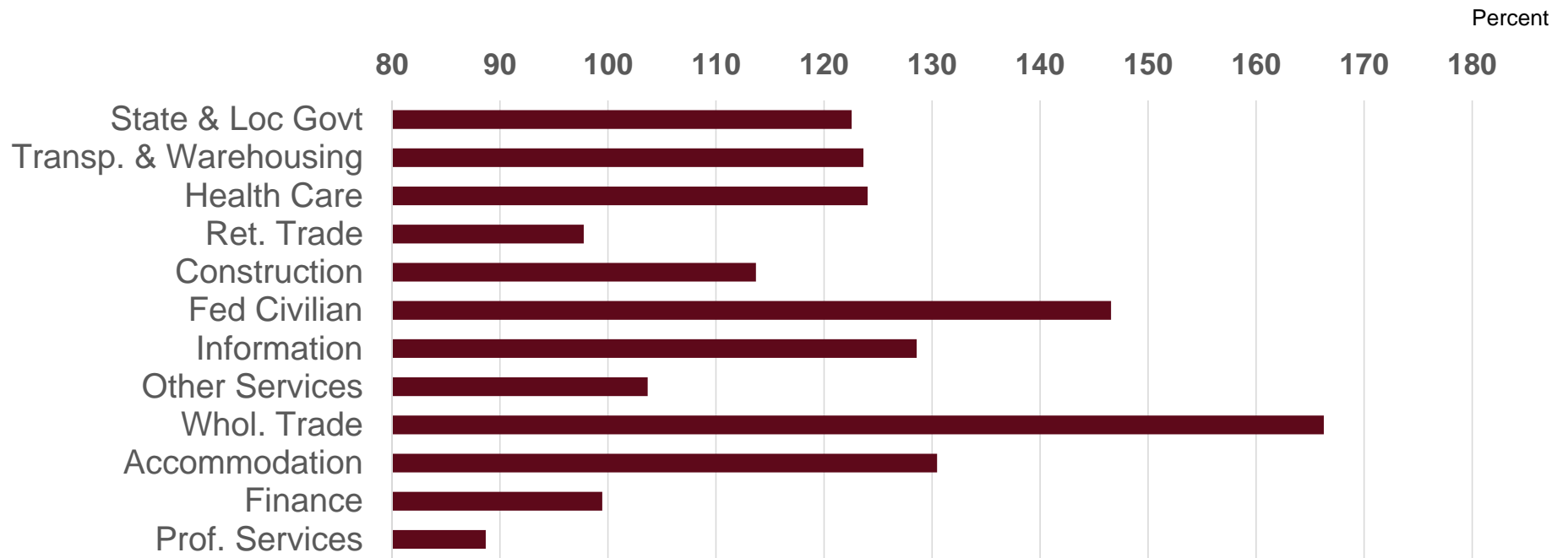


Source: U.S. Bureau of Economic Analysis and BBER



What Has Grown Since 2007

Inflation Corrected Earnings in 2016 as Percent of 2007, Hill County

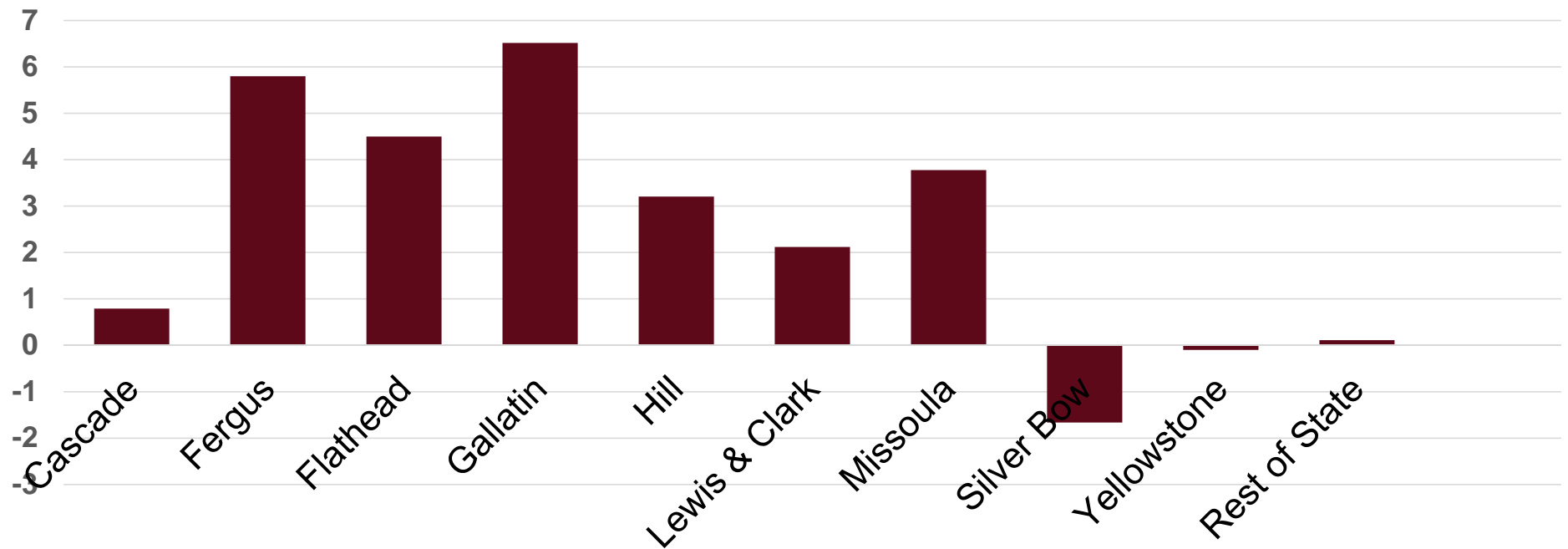


Source: U.S. Bureau of Economic Analysis

Uneven Pattern of Growth in 2016

Percent Growth in Inflation-Corrected Nonfarm Earnings

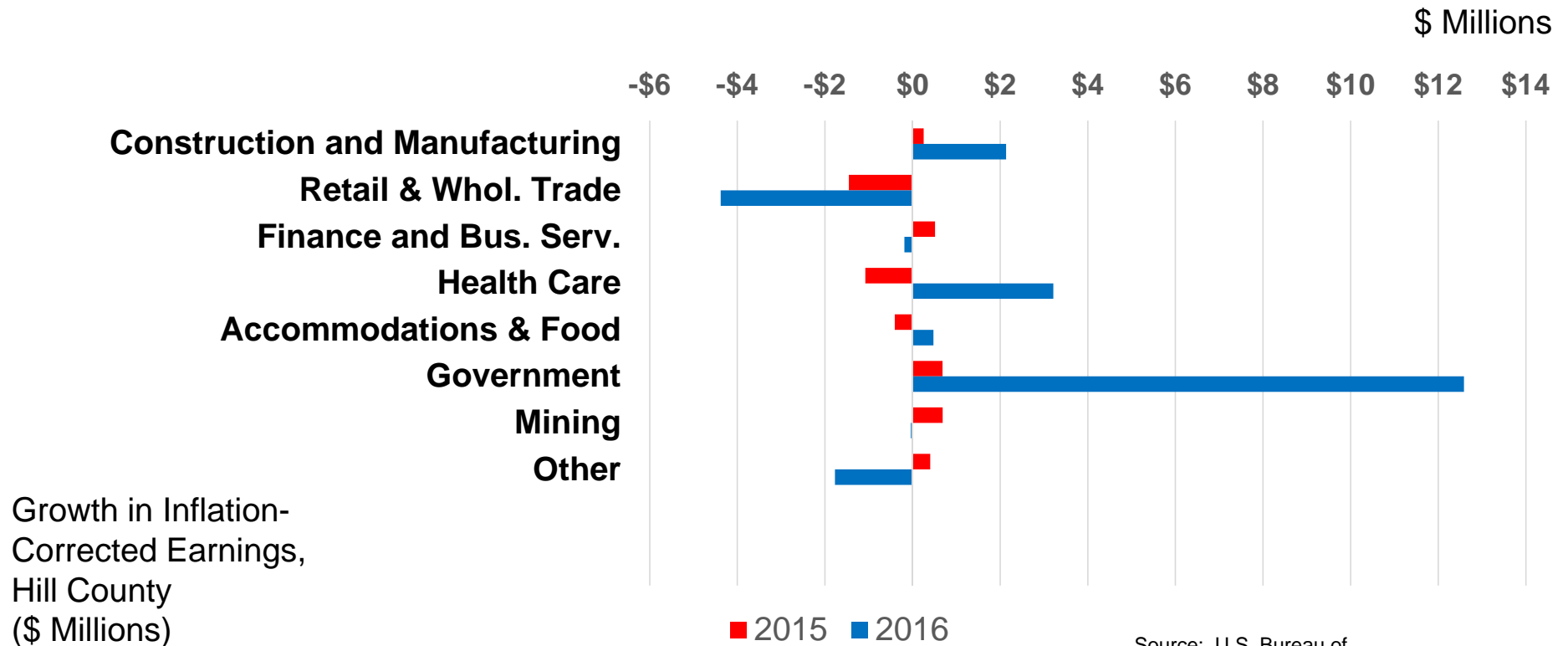
Percent



Source: U.S. Bureau of Economic Analysis

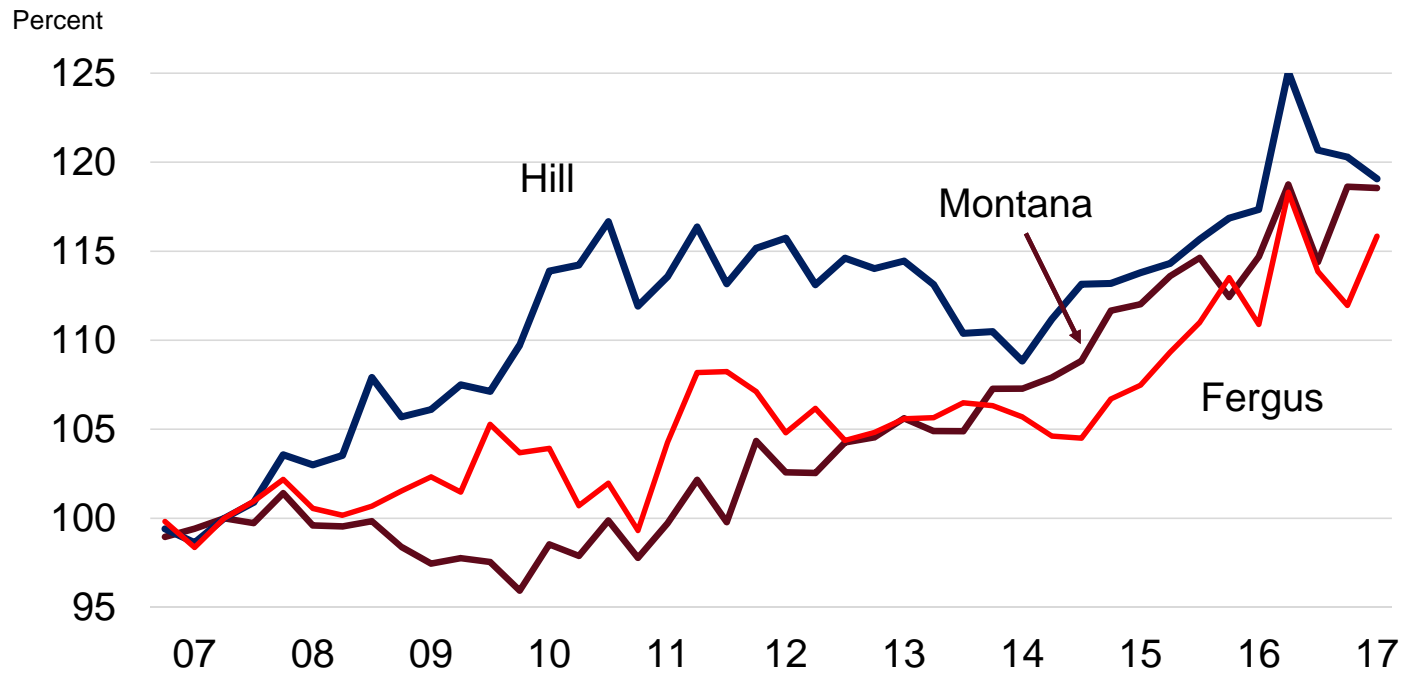


Local Government Expansion an Outlier



Wage Growth Erratic Since 2016

Inflation-Corrected Covered Wages, Index 2007=100



Seasonally adjusted by BBER

Source: U.S. Bureau of Labor Statistics, Quarterly Census of Employment and Wages

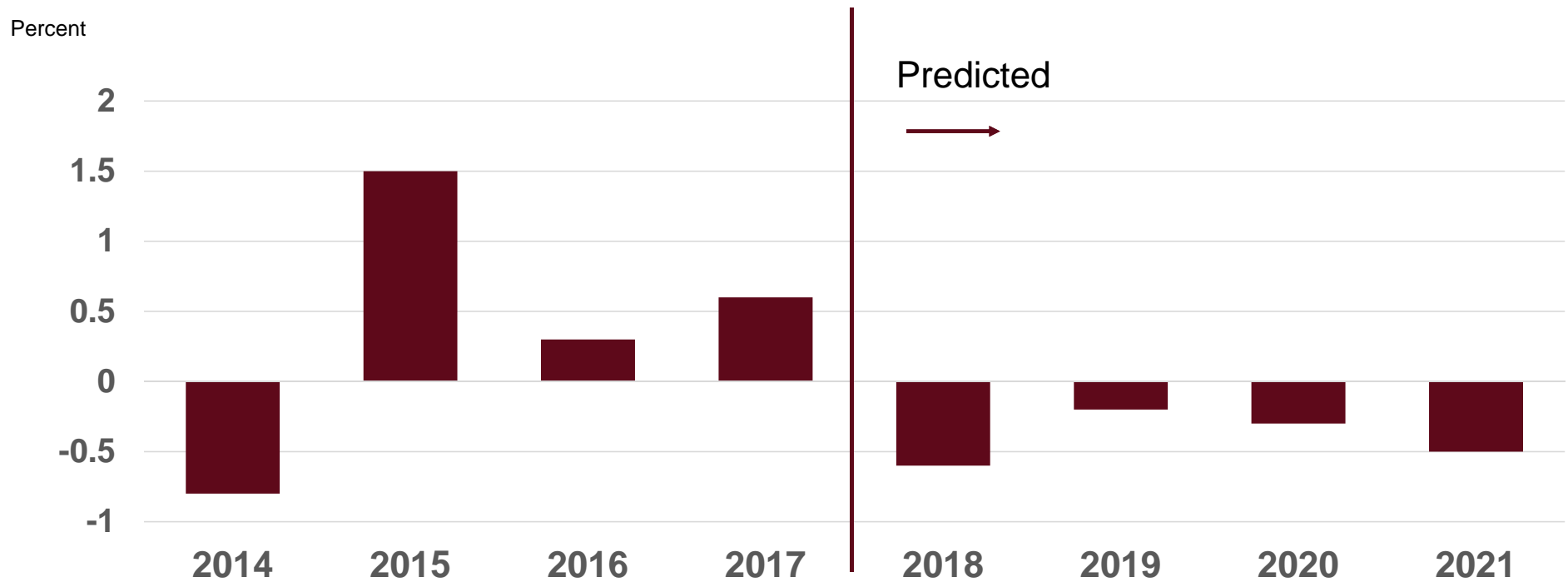


**BUREAU OF BUSINESS AND
ECONOMIC RESEARCH**
UNIVERSITY OF MONTANA

2018 Hill Outlook

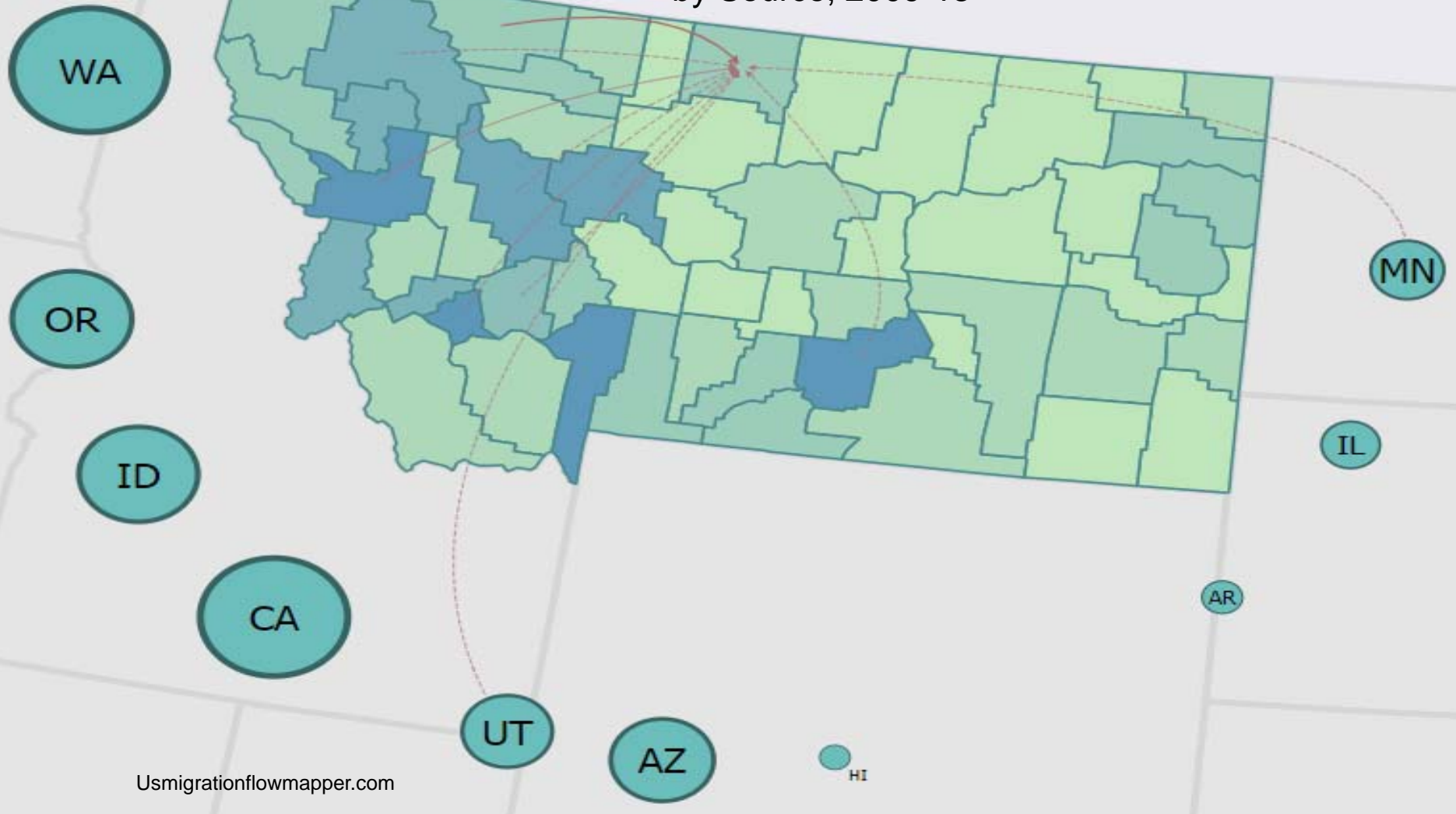
Outlook for Job Growth is Pessimistic

Employment Growth, Hill County 2014-21



Source: IHS Markit

In-Migration to Hill County by Source, 2009-13

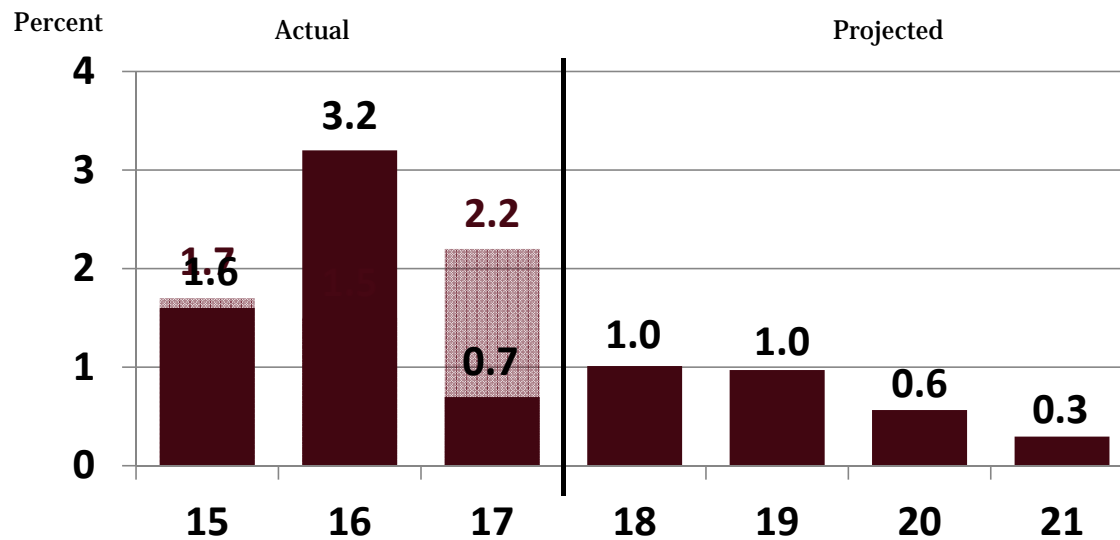


Looking Ahead to 2018

- Government growth offset poor private sector performance in 2016
- Measured recovery in rail freight began in 2017
- Weaker Canadian dollar, e-commerce competition have challenged retail
- Federal growth is a wild card
- Sparks for better growth hard to find



Growth in Nonfarm Earnings, Hill County, 2015-2021



Source: BBER and U.S. Bureau of Economic Analysis





**BUREAU OF BUSINESS AND
ECONOMIC RESEARCH**
UNIVERSITY OF MONTANA

In terms of sales, what kind of year did your business or organization have last year?

Better than
2016

About the
same as 2016

Worse than
2016



**BUREAU OF BUSINESS AND
ECONOMIC RESEARCH**
UNIVERSITY OF MONTANA

Again in terms of sales, what kind of year do you expect for your business or organization this year?

Better than 2017

About the same
as 2017

Worse than 2017

Questions?



**BUREAU OF BUSINESS AND
ECONOMIC RESEARCH**
UNIVERSITY OF MONTANA

2018 Hill Outlook