

Bozeman & Gallatin County Economic Profile

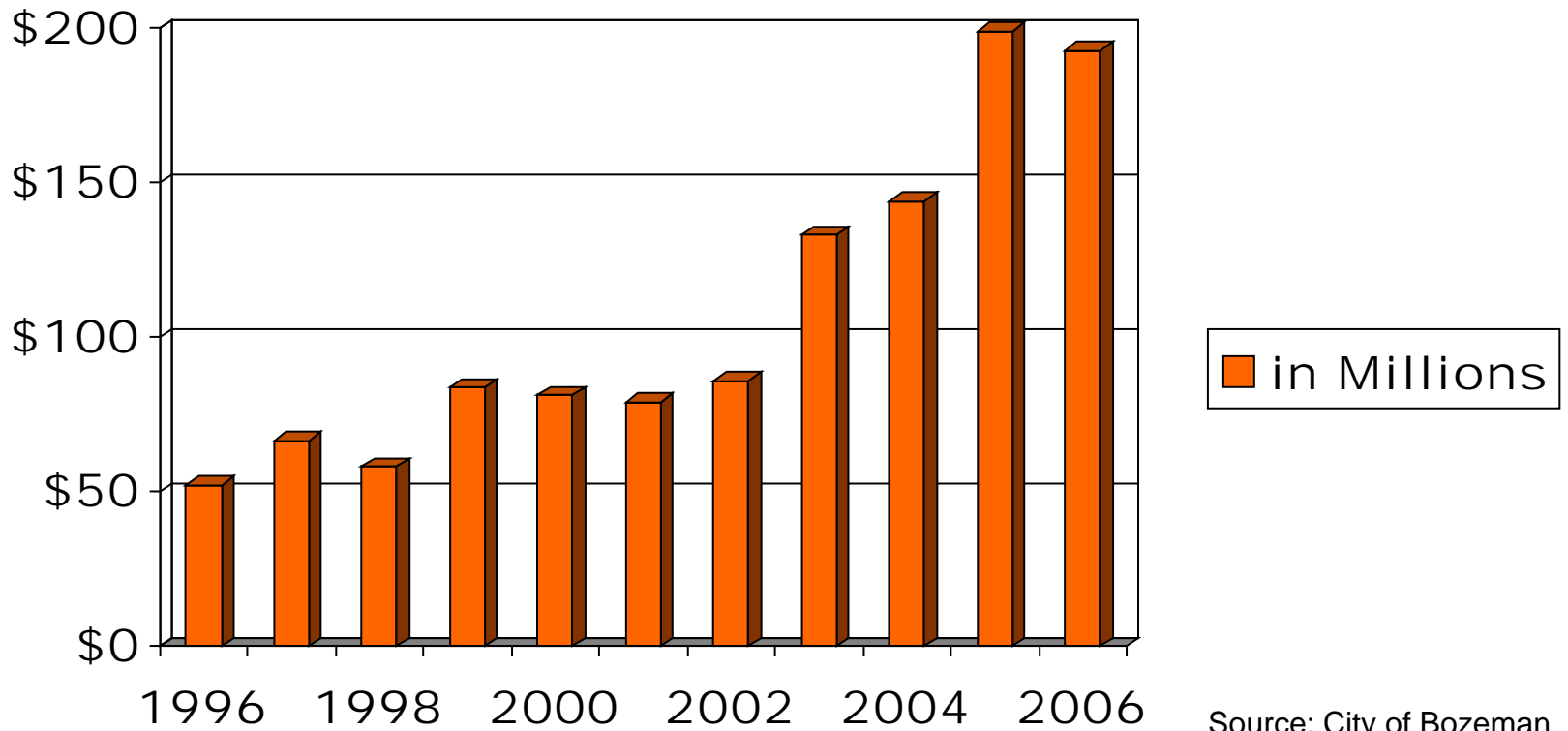


January 2007



New Construction Valuation

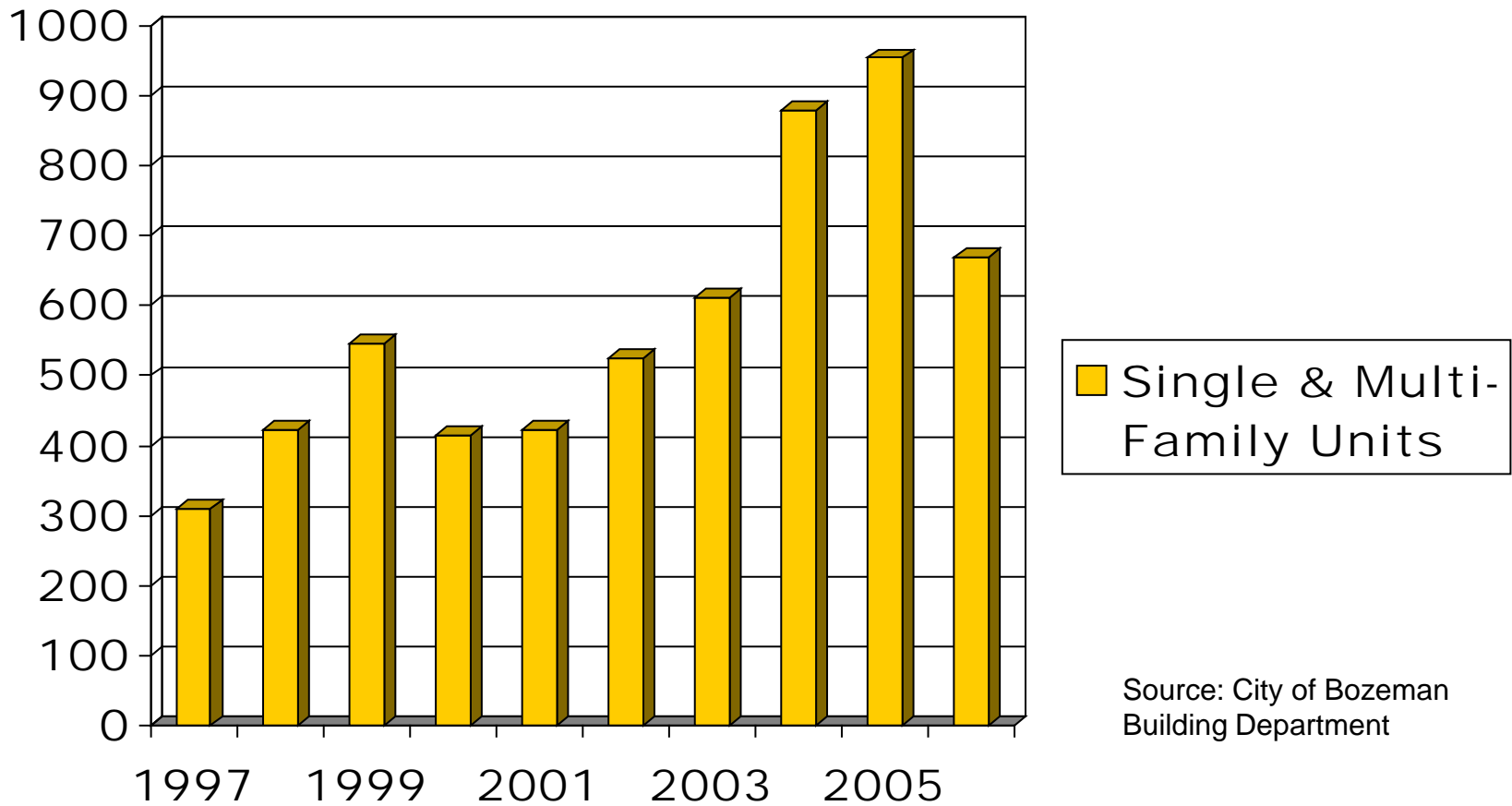
City of Bozeman



Source: City of Bozeman
Building Department00

Residential Housing Starts

City of Bozeman



Source: City of Bozeman
Building Department

Electrical connections



	<u>2005</u>	<u>2006</u>	<u>Diff</u>	<u>% Chg</u>
Butte	440	450	10	2.3%
Great Falls	596	581	(15)	-2.5%
Billings	1,154	943	(211)	-18.3%
Bozeman	1,901	1,639	(262)	-13.8%
Helena	759	847	88	11.6%
Missoula	1,209	991	(218)	-18.0%
Total	6,059	5,451	(608)	-10.0%

Gas connections



	<u>2005</u>	<u>2006</u>	<u>Diff</u>	<u>% Chg</u>
Butte	127	153	26	20.5%
Great Falls	54	69	15	27.8%
Billings	103	105	2	1.9%
Bozeman	1,078	1,030	(48)	-4.5%
Helena	405	406	1	0.2%
Missoula	1,841	1,574	(267)	-14.5%
Total	3,608	3,337	(271)	-7.5%

Population



City	2000 Census	7/1/2005 est	% change
Billings	91,683	98,721	7.6
Missoula	57,249	62,923	9.9
Gt. Falls	56,697	56,338	-0.1
Bozeman	27,686	33,535	21.1
Butte	33,892	32,282	-4.7
Helena	25,898	27,383	5.7
Kalispell	14,900	18,480	24
Belgrade	5,728	7,046	23.0

Source: Population Division, U.S. Census Bureau

Population

	2000 Census	7/1/2005 est.	% change
Montana	902,195	935,670	3.7
Yellowstone	129,352	136,691	5.4
Missoula	95,802	100,086	4.5
Flathead	74,471	83,172	11.7
Cascade	80,357	79,569	0
Gallatin	67,831	78,210	15.3
Lewis & Clark	55,716	58,449	4.9
Ravalli	36,070	39,940	10.7
Silver Bow	34,606	32,982	-4.9

Source: Population Division, U.S. Census Bureau

Gallatin County Bank

Deposits (in million \$)



2006	1,552,000
2005	1,315,223
2004	1,173,694
2003	1,013,982
2002	901,110
2001	780,347
2000	685,528
1999	652,684

Significant Commercial Activity

City of Bozeman-2006



Institution

⌘ MSU Vet Molecular Biology	\$458,000
⌘ MSU Health & PE Center	\$4.92 million
⌘ MSU Black Box theater	\$1.18 million
⌘ MSU heating plant	\$775,000
⌘ MSU Marsh Lab	\$2 million
⌘ MSU – EPS remodel	\$1.05 million
⌘ BDHS 5 th floor finish	\$900,000
⌘ BDHS 4 th floor finish	\$1.03 million
⌘ E-Free church addition	\$2.82 million

Significant Commercial Activity

City of Bozeman-2005

Office

⌘ Steinmetz DDS	\$529,000
⌘ Nicali Office (1283 N. 14 th)	\$2.178 million
⌘ 2078 Stadium Drive	\$651,000
⌘ 3805 Valley Commons Dr.	\$1.294 million
⌘ Cottonwood Vet Hosp.	\$757,000
⌘ 2115 & 2101 Durston	\$662,000
⌘ 1276 N. 15 th Ave	\$1.83 million
⌘ 1184 & 1188 N. 15 th Ave.	\$1.3 million
⌘ 1902 & 1940 W. Dickerson	\$2.23 million
⌘ 428 E. Mendenhall	\$583,000

Significant Commercial Activity

City of Bozeman-2005

Retail/commercial/industrial

⌘ Bed, Bath & Beyond	\$1.77 million
⌘ Lowe's	\$11.87 million
⌘ Staples	\$1.83 million
⌘ Coldwater Creek	\$721,000
⌘ Office Depot	\$1.33 million
⌘ Sportsman's Warehouse	\$3.9 million
⌘ Linens-n-Things	\$1.76 million
⌘ Cost Plus World Market	\$1.3 million
⌘ Rosauer's	\$5 million
⌘ 1103 N. Rouse	\$900,000

Significant Commercial Activity

City of Bozeman-2005

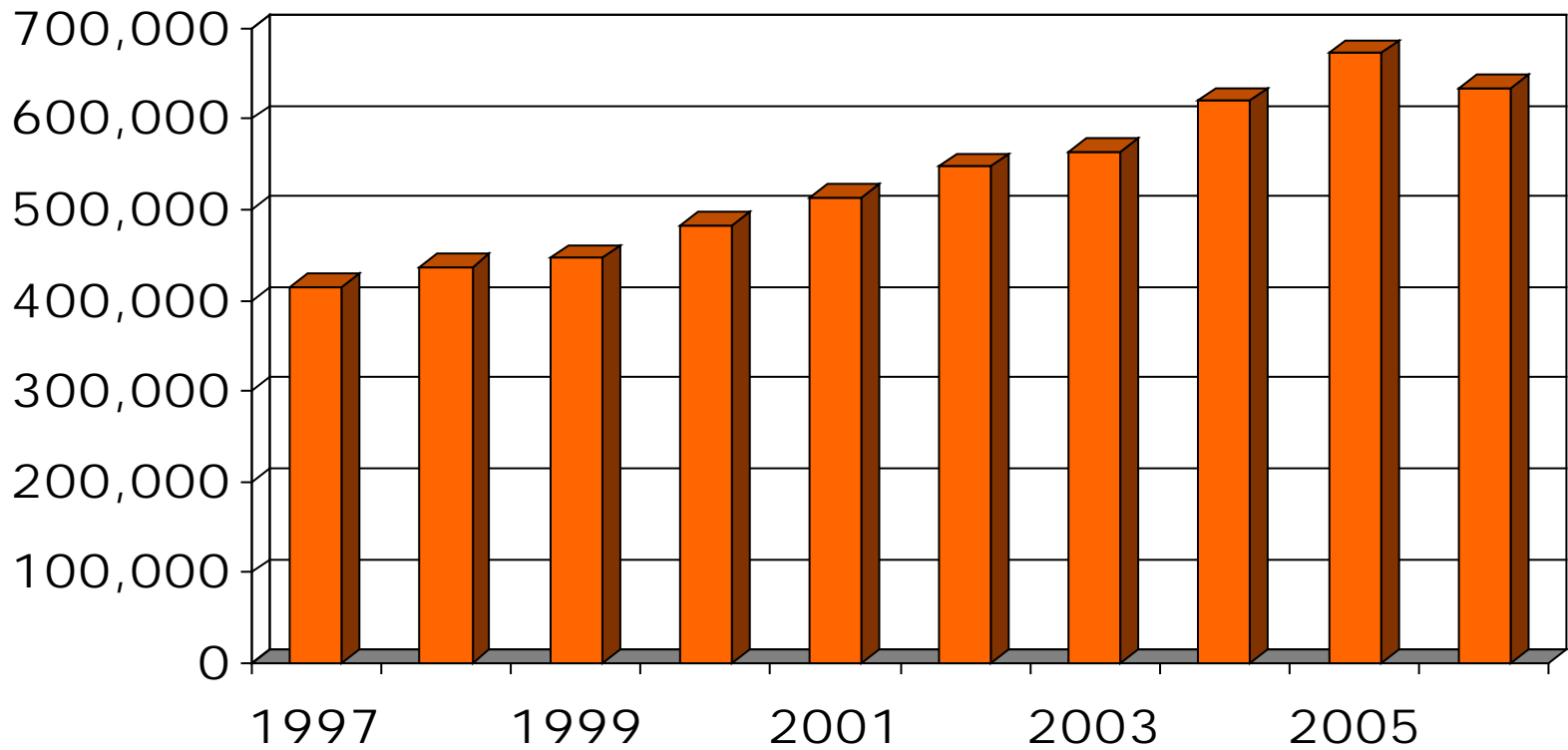


Coming in 2007?

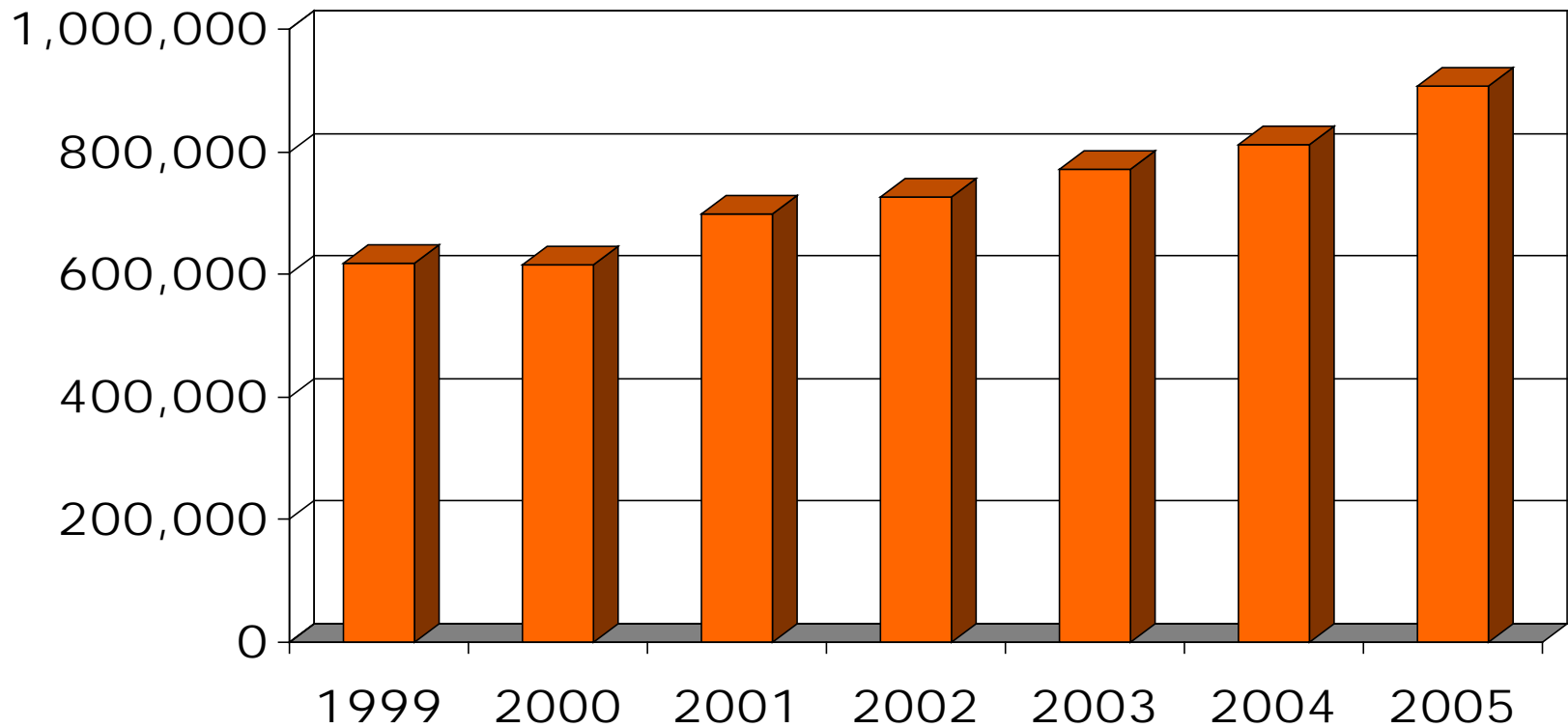
- ⌘ Morrison-Maierle building
- ⌘ Ressler Toyota
- ⌘ Billion Chrysler
- ⌘ Country Inn & Suites
- ⌘ Homewood Suites
- ⌘ Imperial Inn/City Hotel
- ⌘ Rib Crib

Passenger Boardings & Deplanements

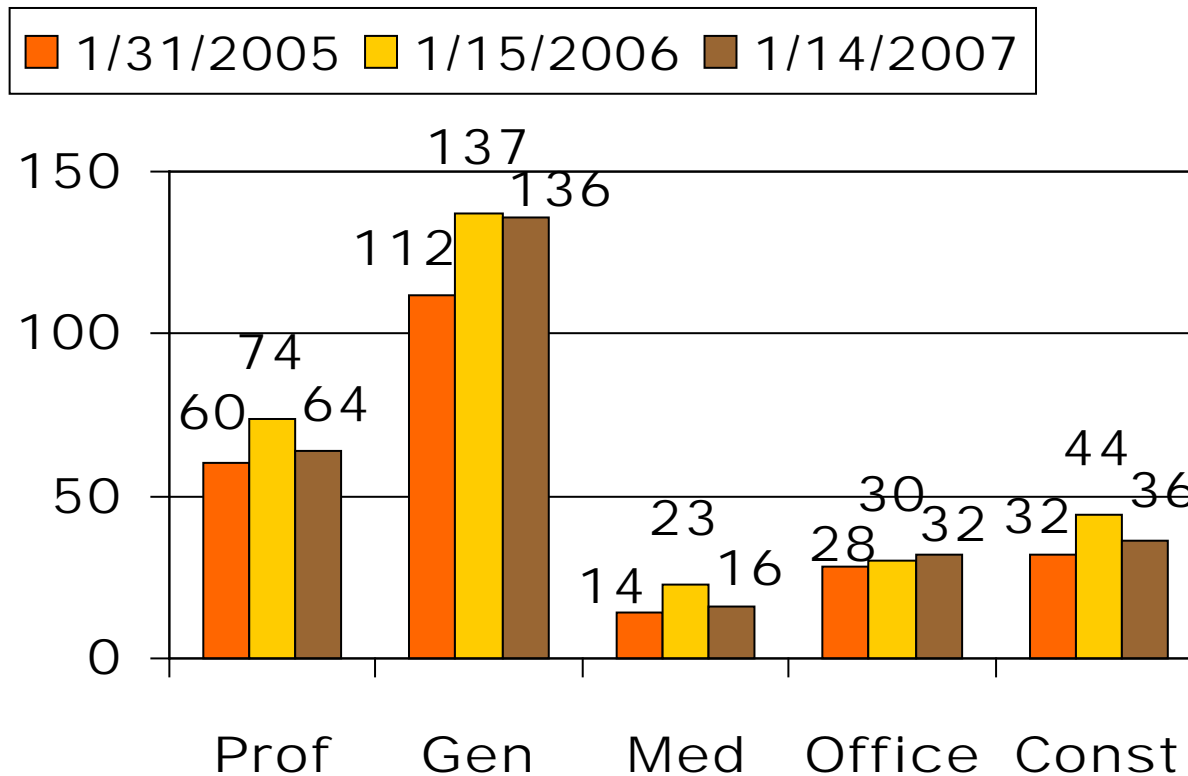
Gallatin Field




Bozeman Lodging Tax



Comparison of employment classified ads - Bozeman Daily Chronicle



Issues that will affect growth in the Gallatin Valley



- ❖ Workforce housing
- ❖ Gallatin National Forest Travel Plan
- ❖ Hospital development
- ❖ Belgrade & Manhattan subdivisions
- ❖ Public debt, growth, infrastructure

What's down the road?



⌘ *City of Bozeman 2006-11 Projects*

⌘ Police station -- \$400,000

⌘ Fire station #3 -- \$2.5 million

⌘ Ladder truck -- \$1 million

⌘ Water plant design -- \$1.5 million

⌘ Water & wastewater shops -- \$3 million

⌘ Wastewater treatment plant -- \$27.7 million

⌘ City Hall -- \$3 million

What's down the road?



⌘ *City of Bozeman 2006-11 Street Projects*

- ⌘ Baxter – 19th to Cottonwood \$500,000
- ⌘ Baxter – 7th to 19th \$4.5 million
- ⌘ College – 19th to Main \$5 million
- ⌘ Durston – 7th to 19th \$4.5 million
- ⌘ Durston – Fowler to Cottonwood \$500,000
- ⌘ Kagy – Willson to 19th \$6 million
- ⌘ Oak – Rouse to Cedar \$500,000
- ⌘ S. 19th – Main to Kagy \$5.8 million

What's down the road?



⌘ *City of Bozeman 2011-26 Projects*

- ⌘ Police station -- \$3.5 million
- ⌘ Fire station #4 -- \$2.5 million
- ⌘ Baxter – 19th to Cottonwood -- \$7.5 million
- ⌘ Church Street -- \$10 million
- ⌘ College Street – 8th to 19th -- \$3.5 million
- ⌘ Durston – Fowler to Cottonwood -- \$4 million
- ⌘ Oak St – Cedar to Main -- \$7 million
- ⌘ Oak St – Rouse to Cedar -- \$3 million
- ⌘ Water plant -- \$35 million
- ⌘ Water and wastewater shops -- \$7.5 million
- ⌘ Wastewater treatment plan -- \$30 million
- ⌘ Recreation center -- \$12 million
- ⌘ Outdoor Family Aquatic Center -- \$6 million

What's down the road?



⌘ *City of Bozeman 2006-11 Projects*

⌘ **\$83.7 million**

⌘ *City of Bozeman 2011-26 Projects*

⌘ **\$144 million**

What's down the road?



⌘ *Gallatin County Projects*

⌘ 911 Center -- \$2 million

⌘ Fairgrounds -- \$1 million

⌘ Detention Center -- \$24 million

⌘ Law & Justice Center -- \$33 million

⌘ Police/Sheriff Center -- \$10 million

⌘ Secure storage -- \$1 million

What's down the road?



⌘ *Gallatin County Projects*

⌘ **\$73 million**

What's down the road?



- ⌘ *Rural Fire Districts*
- ⌘ *Belgrade Schools – elementary?*
- ⌘ *Bozeman Schools – 2nd BHS?*
- ⌘ *Career Center*
- ⌘ *Rural water & wastewater districts*
- ⌘ *Additional sheriff's deputies*
- ⌘ *County and Belgrade roads*
- ⌘ *Airport interchange*

THANK YOU

A horizontal brushstroke in a vibrant yellow color, with a textured, painterly appearance, extending across the width of the slide below the 'THANK YOU' text.

For a copy of this presentation...

www.bozemanchamber.com